

PRESS RELEASE

MAXIMUM RETAIL PUMP PRICES IN KENYA FOR THE PERIOD 15TH AUGUST - 14TH SEPTEMBER 2018

14th August 2018

In accordance with Legal Notice No.196 of 2010, the Energy (Petroleum Pricing) Regulations and the amendment thereof, the Energy Regulatory Commission (the Commission) has calculated the maximum retail pump prices of petroleum products which will be in force from 15th August to 14th September 2018.

Taking into account the weighted average cost of imported refined petroleum products, the changes in the maximum allowed petroleum pump prices in Nairobi are as follows: **Super Petrol** increases by **KShs. 1.53** while **Diesel** and **Kerosene** decrease by **KShs. 0.51** and **KShs. 0.78** per litre respectively.

The changes in this month's prices have been as a consequence of the average landed cost of imported **Super Petrol increasing** by 3.08% from **US\$ 738.77 per ton in June 2018 to US\$ 761.55 per ton in July 2018**; **Diesel increasing** by 0.18% from **US\$ 681.99 per ton to US\$ 683.25 per ton** and **Kerosene decreasing** by 1.32% from **US\$ 731.27 per ton to US\$ 721.62 per ton**. The changes in the landed costs are summarized in the table below:

PRODUCT	JUNE 2018	JULY 2018	CHANGE
Super Petrol (US\$/ton)	738.77	761.55	3.08% increase
Diesel (US\$/ton)	681.99	683.25	0.18% increase
Kerosene (US\$/ton)	731.27	721.62	1.32% decrease

The Free On board (FOB) price of Murban crude oil lifted in July 2018 was posted at US\$ 76.30 per barrel, a **decrease** of 1.17% from US\$ 77.20 per barrel in June 2018.

Over the same period, the mean monthly US Dollar to Kenya Shilling exchange rate appreciated by 0.41% from KShs. 101.01 per US\$ in June 2018 to KShs. 100.60 per US\$ in July 2018.



A summary of the resultant pump prices for major towns in Kenya is provided as **Annex I**. In addition, a detailed breakdown and a progression of the cost items for the pump prices in Nairobi are provided as **Annex II** and **III** for information. The table below shows the trend of monthly crude oil prices and exchange rates for the last 12 months:

Month	Sep-17	Oct-17	Nov-17	Dec-17	Jan-18	Feb-18	Mar-18	Apr-18	May-18	Jun-18	Aug-18
Crude Oil Prices (US\$/barrel)	55.70	58.10	63.65	64.85	69.75	66.15	66.10	71.90	78.25	77.20	76.30
Mean Exchange Rates (KShs/US\$)	103.12	103.51	103.43	103.12	102.68	101.44	101.16	100.54	100.87	101.01	100.60

The purpose of the fuel pricing regulations is to cap the pump prices of the products which are already in the country, so that the importation and other prudently incurred costs are recovered, while ensuring reasonable prices to consumers. The actual pipeline loss factor has been calculated at **0.10%** which is a reduction from the standard factor of **0.25%**. Accordingly, the savings per litre on account of the reduced pipeline loss are as follows: Super Petrol **KShs.0.15**, Diesel **KShs.0.13** and Kerosene **KShs.0.11** respectively.

The Commission wishes to assure the general public of its continued commitment to the observance of fair competition and protection of the interests of both consumers and investors in the energy sector.

Regards

Robert Pavel Oimeke
DIRECTOR GENERAL

14th August 2018



ANNEX I

August 15, 2018 - September 14, 2018		MAXIMUM PUMP PRICES		
		Super Petrol (PMS)	Automotive Diesel (AGO)	Kerosene (DPK)
	TOWNS	KES/L	KES/L	KES/L
1	Mombasa	110.42	99.44	82.16
2	Kilifi	110.63	99.65	82.37
3	Likoni Mainland	110.75	99.77	82.49
4	Kwale	110.75	99.77	82.49
5	Malindi	111.33	100.35	83.06
6	Lungalunga	111.66	100.68	83.39
7	Voi	112.02	101.04	83.76
8	Taveta	113.58	102.60	85.31
9	Lamu	114.38	103.40	86.12
10	Nairobi	113.73	102.74	84.95
11	Thika	113.87	102.88	85.09
12	Machakos	113.87	102.88	85.09
13	Kajiado	114.16	103.17	85.38
14	Makuyu	114.32	103.32	85.54
15	Muranga	114.32	103.32	85.54
16	Sagana	114.41	103.42	85.63
17	Embu	114.96	103.96	86.18
18	Kerugoya	114.97	103.98	86.19
19	Narok	115.19	104.20	86.41
20	Nyeri	115.29	104.30	86.51
21	Namanga	115.39	104.39	86.61
22	Kiganjo	115.43	104.44	86.65
23	Chuka	115.47	104.48	86.69
24	Kitui	115.47	104.48	86.69
25	Mwingi	115.50	104.51	86.72
26	Nanyuki	115.89	104.89	87.11
27	Nkubu	116.14	105.14	87.36
28	Mtito Andei	116.39	105.39	87.61
29	Meru	116.41	105.42	87.63
30	Isiolo	116.97	105.98	88.19
31	Maua	116.97	105.98	88.19
32	Garissa	118.30	107.31	89.52
33	Marsabit	120.64	109.65	91.86
34	Liboi	121.18	110.19	92.40
35	Wajir	121.98	110.99	93.20




ANNEX I

August 15, 2018 - September 14, 2018		MAXIMUM PUMP PRICES		
		Super Petrol (PMS)	Automotive Diesel (AGO)	Kerosene (DPK)
	TOWNS	KES/L	KES/L	KES/L
36	Mandera	127.54	116.55	98.76
37	Nakuru	114.39	103.63	85.76
38	Gilgil	114.39	103.63	85.77
39	Mogotio	114.45	103.69	85.82
40	Molo	114.55	103.78	85.92
41	Olunguruone	115.17	104.41	86.54
42	Londiani	114.55	103.78	85.92
43	Nyahururu	114.63	103.87	86.00
44	Naivasha	114.74	103.98	86.11
45	Marigat	115.09	104.33	86.46
46	Kabarnet	115.66	104.90	87.03
47	Bomet	116.31	105.55	87.68
48	Maralal	118.55	107.78	89.92
49	Eldoret	115.57	104.81	86.84
50	Kapsabet	115.59	104.83	86.85
51	Webuye	115.77	105.01	87.03
52	Kitale	115.91	105.15	87.17
53	Kapenguria	116.31	105.55	87.57
54	Bungoma	116.34	105.58	87.60
55	Malaba	116.80	106.03	88.06
56	Lokichogio	123.45	112.69	94.71
57	Kisumu	115.64	104.88	86.83
58	Sondu	115.64	104.88	86.83
59	Oyugis	115.64	104.88	86.83
60	Kakamega	115.71	104.95	86.90
61	Bondo	115.93	105.17	87.12
62	Siaya	115.99	105.23	87.18
63	Kericho	116.13	105.37	87.32
64	Nyamira	116.25	105.49	87.44
65	Kisii	116.59	105.82	87.78
66	Sotik	116.82	106.06	88.01
67	Keroka	116.93	106.17	88.12
68	Busia	116.93	106.17	88.12
69	Homabay	117.31	106.55	88.50
70	Migori	117.55	106.78	88.73
71	Isebania	117.73	106.96	88.91



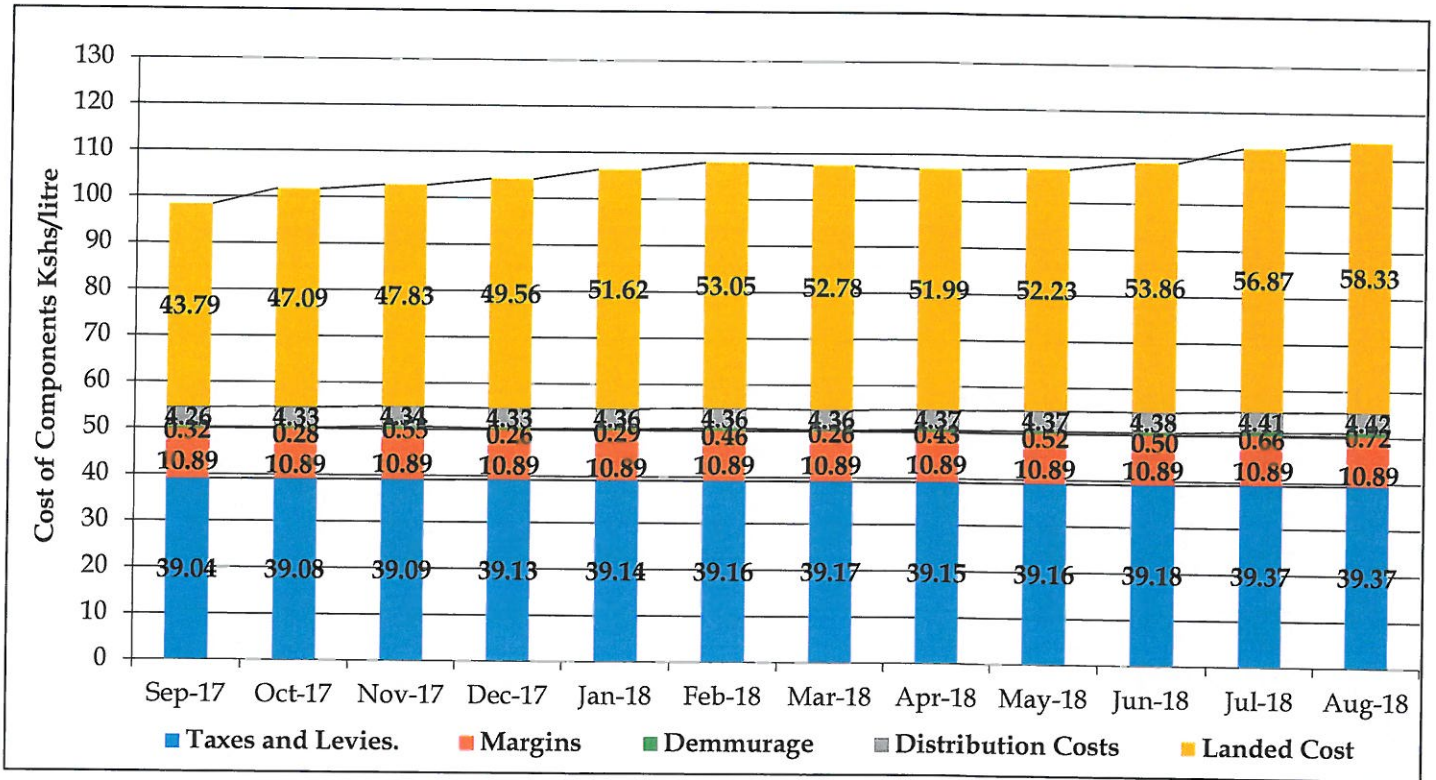
ANNEX II

Breakdown of the costs of Super Petrol (PMS), Diesel (AGO) and Kerosene (DPK) in Nairobi: 15th August - September 14th 2018			
Cost Item	Super Petrol	Diesel	Kerosene
	KShs/Litre	KShs/Litre	KShs/Litre
Landed Cost (a)	59.05	57.89	58.66
Pipeline Transport (Msa-Nrb)	2.18	2.18	2.72
Road Transport (Msa-Nrb) - Bridging	1.03	1.03	0.00
Pipeline Losses	0.10	0.09	0.07
Depot Losses	0.49	0.26	0.21
Delivery within 40kms of Nrb	0.62	0.62	0.62
Storage and distribution (b)	4.42	4.18	3.62
Importers Margin	7.00	7.00	7.00
Dealers Margin	3.89	3.89	3.89
Oil marketing companies margins (c)	10.89	10.89	10.89
Excise Duty	19.90	10.31	10.31
Road Maintenance Levy	18.00	18.00	0.00
Petroleum Development Levy	0.40	0.40	0.40
Petroleum Regulatory Levy	0.25	0.25	0.25
Railway Development Levy	0.82	0.82	0.82
Taxes and levies (d)	39.37	29.78	11.78
Retail Prices in Nairobi (a) + (b) + (c) + (d)	113.73	102.74	84.95
Summary	Super Petrol	Diesel	Kerosene
	KShs/Litre	KShs/Litre	KShs/Litre
Products Costs (a)	59.05	57.89	58.66
Distribution and storage Costs (b)	4.42	4.18	3.62
Margins (c)	10.89	10.89	10.89
Taxes & Levies (d)	39.37	29.78	11.78
Retail Prices in Nairobi	113.73	102.74	84.95

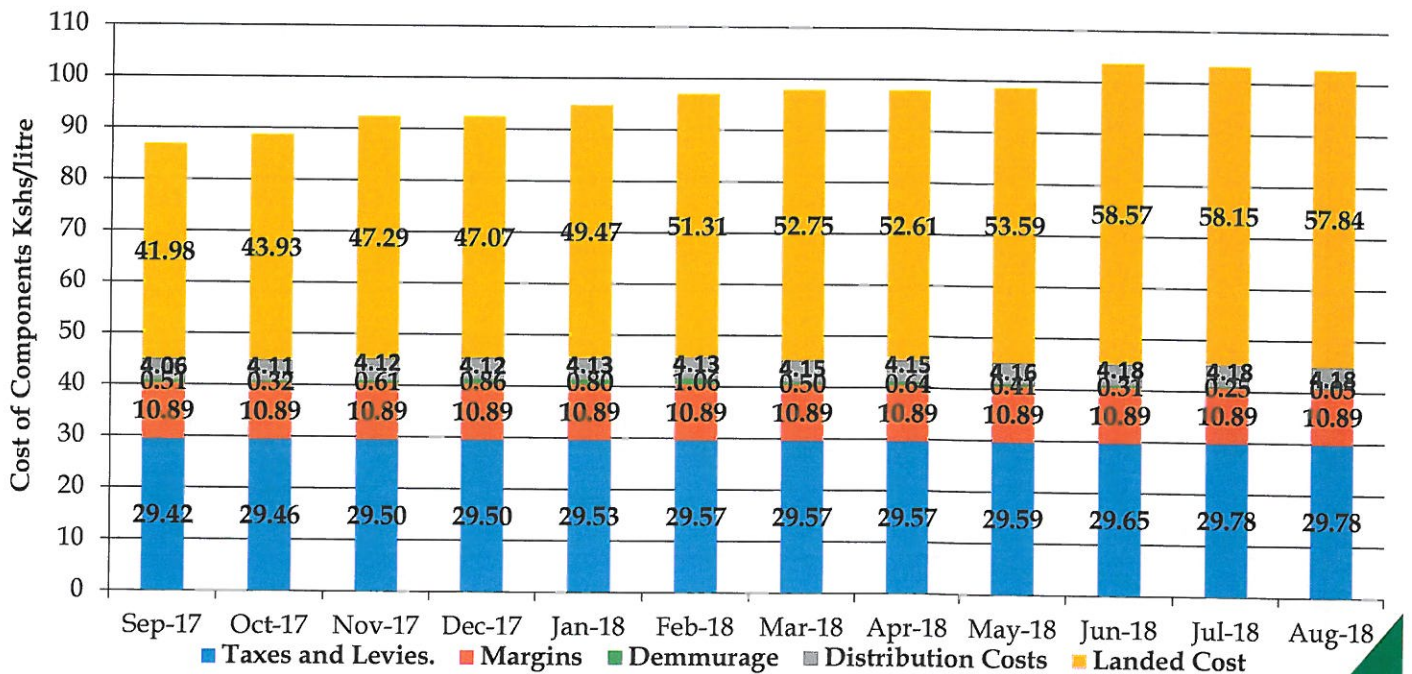


ANNEX III

1. SUPER PETROL



2. DIESEL



3. KEROSENE

